

Sage Intelligence

What is Business Intelligence?

“Technology that **transforms
raw data into
meaningful and **useful information**
for business purposes”**

Elements of a BI Solution



Solutions

1

Sage 300 Intelligence Reporting





2

Sage 300c Intelligence Reporting Cloud

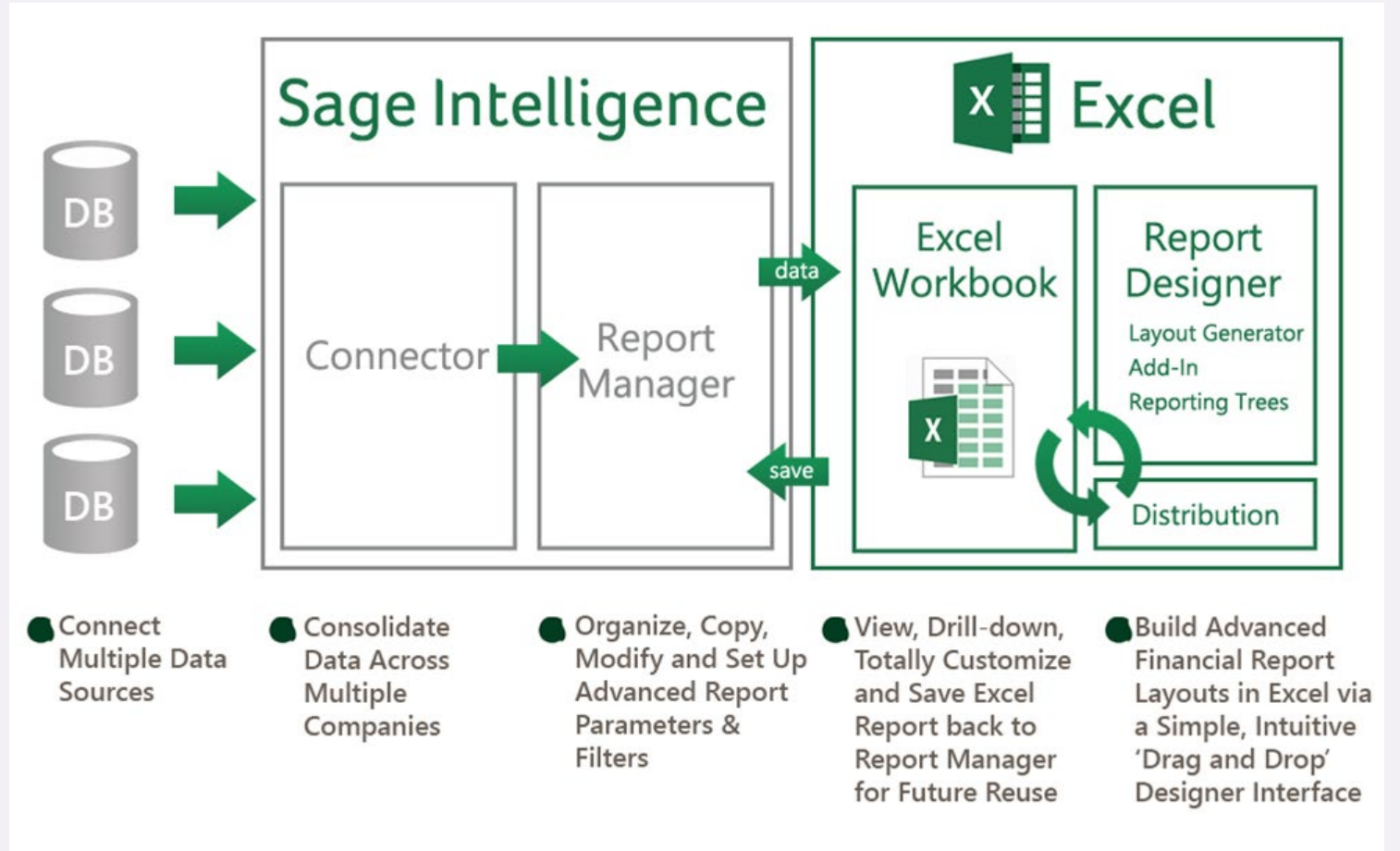
3

Sage Enterprise Intelligence

Solutions at a Glance

				
Reporting	Yes	Yes	Yes	Yes
Operational Reporting	Yes		Yes	Yes
Financial Reporting		Yes	Yes	Yes
Templates	Yes	Yes	Yes	Yes
Excel add-in			Yes	Yes
Analytics			Yes	Yes
Multiple data source			Yes	Yes
Consolidation			Yes	Yes
Distribution			Yes	Yes
Dashboard / visualization			Yes	Yes
OLAP/Data Warehouse			OLAP	OLAP
Web			*	Yes
Mobility			*	Yes
Planning				Yes

Report Creation Process



Intelligence Licensing and Components

Connector 

Connector Module
(Site License)



Report Manager 

(Includes access to Report Viewer)

Report Manager
(Licensed per workstation)



Report Viewer 

Report Viewer
(Licensed per workstation)



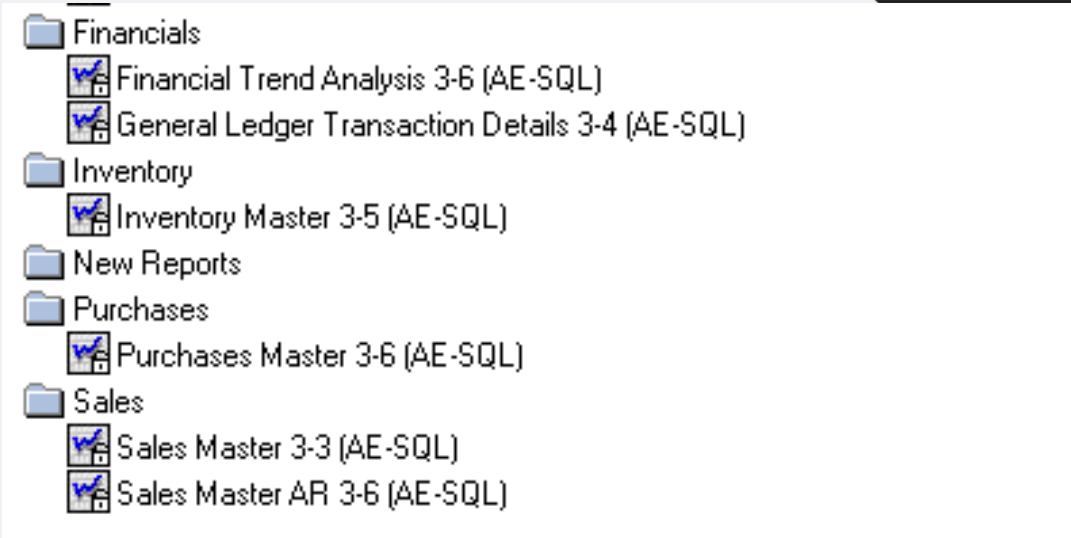
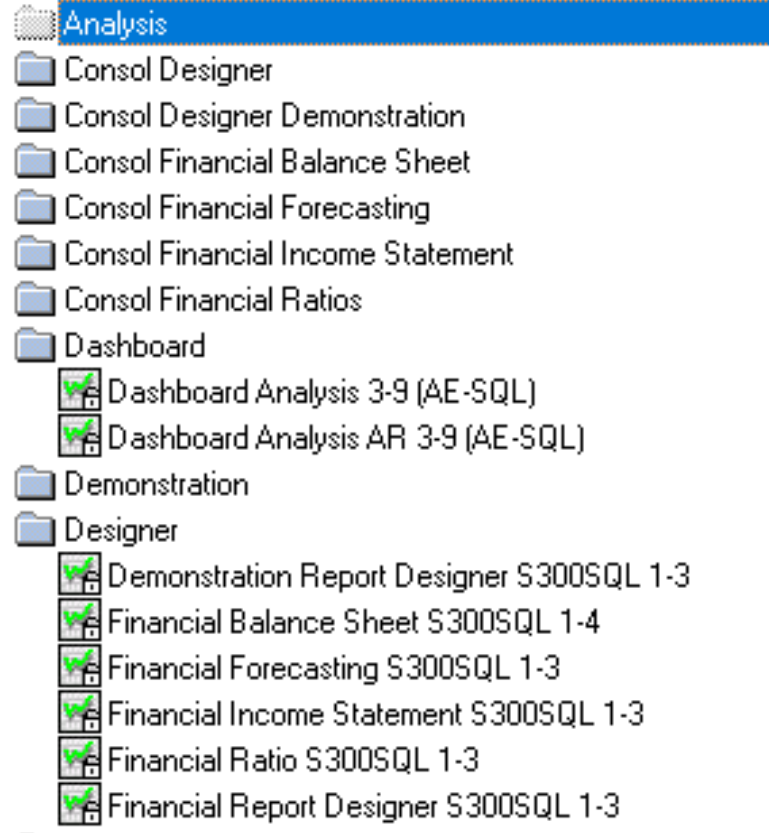
Report Designer 

(Can not be used as a stand-alone module. Can only be used in conjunction with the Report Manager or Report Viewer License.)

Report Designer
(Site License)



Reports



<https://www.sageintelligence.com/report-utility/sage-300/>

Home > Additional Reports > Sage 300 Intelligence Reporting

Sage 300 Intelligence Reporting



*Free reports suitable
to your business
needs*



Report Utility

The Report Utility allows you to select the reports you would like and automatically imports these reports into a "New Reports" folder in your Sage Intelligence Report Manager module.

[Download >](#)

Can't find the report you are looking for? We'd love to hear your report ideas.
[Click here to submit your idea](#)

Sage Intelligence Report Utility

The screenshot displays the Sage Intelligence Report Utility interface. On the left, a file explorer shows a 'Home' directory with various folders, including 'New Reports' which is currently selected. On the right, a list of reports is displayed under the 'New Reports' header. Each report entry includes a status icon (checkmark or error) and the report name with its file path.

Home

- 0. Demo
- Analysis
- BAASS Connect 2019
- Consol Designer
- Consol Designer Demonstration
- Consol Financial Balance Sheet
- Consol Financial Forecasting
- Consol Financial Income Statement
- Consol Financial Ratios
- Dashboard
- Demonstration
- Designer
- Financials
- Inventory
- New Reports**
- Purchases
- Sales

New Reports

- AP by Transaction S300 SQL (C126-0-2)
- AP by Transaction S300 SQL (C126-0-2)
- AP Periodic Cash Projection Sub S300 SQL(C164-0-1)
- AP Periodic Cash Projection Sub S300 SQL(C164-0-1)
- AR Customer Transaction History S300 SQL(C134-0-1)
- AR Customer Transaction History S300 SQL(C134-0-1)
- AR Periodic Cash Projection Sub S300 SQL(C164-0-1)
- AR Periodic Cash Projection Sub S300 SQL(C164-0-1)
- Asset Utilisation Ratio S300SQL (C147-0-3)
- Asset Utilisation Ratio S300SQL (C147-0-3)
- Cash Accounts Dashboard S300 SQL (C139-0-2)
- Cash Accounts Dashboard S300 SQL (C139-0-2)
- Cash Accounts Trend Analysis S300 SQL (C144-0-2)
- Cash Accounts Trend Analysis S300 SQL (C144-0-2)
- Consol Financial Balance Sheet S300 SQL (C160-0-2)
- Consol Financial Balance Sheet S300 SQL (C160-0-2)
- Consol Financial Forecasting S300 SQL(C161-0-2)
- Consol Financial Forecasting S300 SQL(C161-0-2)
- Consol Financial Income Statement S300SQL(C162-0-2)
- Consol Financial Income Statement S300SQL(C162-0-2)
- Consol Financial Ratio S300 SQL (C163-0-2)
- Consol Financial Ratio S300 SQL (C163-0-2)

Financial Statement Development

FINANCIALS

formulas trees tools layouts lists

Formulas

FINANCIALS



formulas trees toc...

Opening Balance
Closing Balance
Actual
Actual YTD
Budget
Budget YTD
Current Year
Current Period
Company Name
Quantity
Account Description
Structure Code

Opening Balance
Closing Balance
Actual
Actual YTD
Budget
Budget YTD

Company Name

Account Description
Structure Code

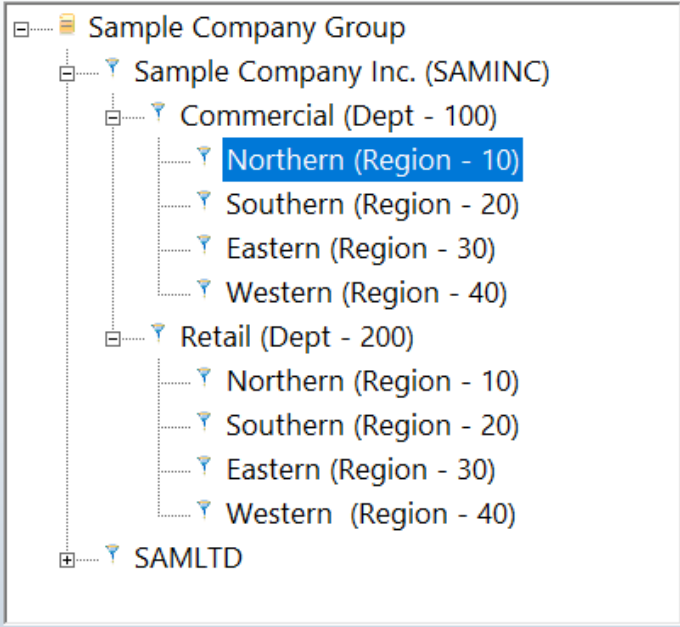
Current Year
Current Period

Quantity

Reporting Tree

Edit Reporting Tree

Reporting Tree Units



Company Filter	Name	Account Filter Rule
SAMINC	Sample Company Inc. (SA...	????
SAMINC	Commercial (Dept - 100)	????-100
SAMINC	Northern (Region - 10)	????-100-10
SAMINC	Southern (Region - 20)	????-100-20
SAMINC	Eastern (Region - 30)	????-100-30
SAMINC	Western (Region - 40)	????-100-40
SAMINC	Retail	
SAMINC	North	
SAMINC	South	
SAMINC	Easter	
SAMINC	Weste	

Reporting Tree Unit Preview

Account Number	Account Description	Company
SAMINC	4000-100-10	Sales
SAMINC	4010-100-10	Sales, accessories
SAMINC	5000-100-10	Cost of goods sold
SAMINC	5010-100-10	COGS, accessories
SAMINC	5400-100-10	Internal Usage
SAMINC	5410-100-10	Internal Usage, accessories

- Northern (Region - 10)
 - Southern (Region - 20)
 - Eastern (Region - 30)
 - Western (Region - 40)
- ⊕ SAMLTD

Tools

Dynamic Account Ranges

FINANCIALS

Dynamic Ranges

Select the range of cells in the Excel worksheet that contain your template row

Select the column in the Excel worksheet that will populate with your updated list of Accounts.

Select the cell in the Excel worksheet that contains the Account rule for this range.

Check the box below to exclude any rows that have zero balances in this range.

Exclude Zero Rows

Function Arguments

GLDynamicRange300

DynamicRange	<input type="text" value="\$D\$20:\$K\$301"/>	= {"1000","ACC","Petty cash","001",0,10000,0,1...
AccountNumberColumn	<input type="text" value="\$D:\$D"/>	= {0;0;0;0;0;0;"1000 TO 9999";0;0;0;"Sample ...
AccountRule	<input type="text" value="\$D\$8"/>	= "1000 TO 9999"
ExcludeZeroRows	<input type="text" value="1"/>	= 1

= "Dynamic Range (D20:K301)"

Automatically refreshes your data and gives the option to exclude zero balance rows.

DynamicRange Select the range of cells in the Excel worksheet that contain your template row.

Formula result = Dynamic Range (D20:K301)

[Help on this function](#)

OK

Cancel

Dynamic Account Ranges

1000 TO 9999		Dynamic Range (D20:K301)		
Sample Company Limited, Sample Company Inc.				
Trial Balance				
Account Number	Structure	Description	7/31/2020	7/31/2019
1000	ACC	Petty cash	10,000.00	10,000.00
1020	ACC	Bank account, operating	8,310,082.97	3,133,947.01
1021	ACC	Bank account, American Express	58,470.14	58,470.14
1022	ACC	Bank account, VISA	80,542.82	80,542.82
1023	ACC	Bank account, Mastercard	1,068,286.12	1,068,286.12
1025	ACC	CCB Visa	(1,050.90)	-
1027	ACC	Bank account, corporate	(9,096.91)	-
1030	ACC	Bank account, payroll	(25,581.03)	(25,581.03)
1040	ACC	Bank account, US dollars	586,450.06	152,328.08
1045	ACC	SEATAC Visa	(5,191.26)	-
1050	ACC	Bank account, Japanese yen	643,936.51	134,989.33
1060	ACC	Bank account, British pounds	1,052,297.12	332,251.12
1100	ACC	Accts receivable, intercompany	2,120,386.66	1,832,310.54
1115	ACC	Accounts receivable, trade	597,524.69	553,635.30
1120	ACC	Accounts receivable, employees	-	-
1140	ACC	Accounts receivable, other	-	-

Training

- <https://www.baass.com/bi-training>
- Navigation
- Report Designer
- Connector

Separate Sheets

G/L Financial Statement Designer

Fiscal Option
Year/Period: 2020 - 08

Report Type
 Actual
 Provisional

Report As
 Separate
 Consolidated

Include
 Report O
 Audit Info
 Formulas
 DrillDown

Sort By
 Account No.
 Segment
 Account Group

From: 10
To: 40

Sample Company Limited	
Statement of Earnings	
For The 1 Period Ending January 31, 2020	
	Unaudited
	Current YTD
Revenue:	
Sales accessories	9,522.33
	9,522.33
Cost of sales:	
COGS accessories	4,443.43
	4,443.43
Gross profit	5,078.90
Costs and expenses:	
Sales accessories	(9,522.33)
COGS accessories	4,443.43
	(5,078.90)
Earnings (loss) from operations	10,157.80
Other income and expenses:	
	0.00
Earnings (loss) before income taxes	10,157.80
Income taxes:	
	0.00

Navigation: < > **##,10** | ##,20 | ##,30 | ##,40

If you want to

Use Microsoft to create Financial Statement package

Solution



Easy to use Excel Report Designer

Workbook with multiple statements


Analytical capability after reports are generated

Is this your monthly statement routine?



Wouldn't you prefer this?





Sage 300 ERP Intelligence Reporting

Presentation

Questions?

THANK YOU

James Tang

BI Practice Leader

BAASS Business Solutions

jtang@baass.com